



- »»» BLUEWIND
- »»» STORMY PRO
- »»» FONOSTOP
- »»» STORMY PRO Silent

6 - 500 litres  
2 - 10 HP

Piston compressor range

Solid, simple, smart.  
Advanced reliability in  
compressed air.






## »»» A long history of quality products

With over 70 years of experience in piston design and manufacturing, Mark sets a very high standard when it comes to quality and reliability and always taking into account:

- State of the art design.
- EC directive compliance.
- Environment care.



## User benefits

### Simple Installation & maintenance

- Prewired and different vessel sizes
- Quick Release Air connection
- Fast & simple maintenance with original parts

### Solid Quality

- Slow running pump design
- Robust belt guard design

### Broad product choice

- The right fit for your specific compressed air need
- Models available for occasional, intermittent or frequent use
- Complete & comprehensive portfolio from 2-10hp for DIY to industrial users

### Efficient and durable

- Low power single phase motor
- Slow running pump design for less wear and noise

### Protect your compressed air network

- High value range: FONOSTOP and STORMY PRO SILENT
- Range guaranteeing high quality air workstation, better protecting your compressed air network against: rust, corrosion, wear and leakages

## »»» Piston technology

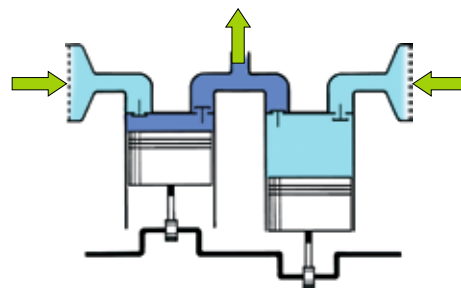
### »»» The piston compressor

A piston compressor consists of one or more cylinders with pistons driven by a motor. The air is sucked into the cylinder and then compressed, in one or more stages to the operational pressure. After compression, the compressed air passes through the after-cooler and continues on to the air tank.

### »»» Application areas

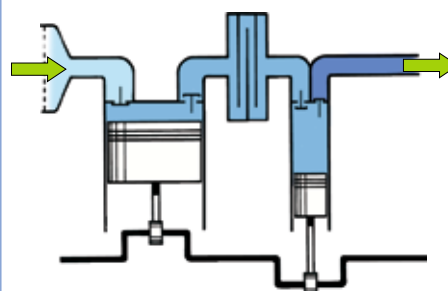
Piston compressors are suitable for small compressed air requirements; one-stage compressors for pressures up to about 8 bar, while several stage versions can produce up to 15 bar. Operation should be intermittent. An air-cooled piston compressor's load level must not exceed 60-70%. After 2 minutes of compression, the compressor must rest for at least 1.5 minutes. We recommend keeping the total compression time per day to approximately 4 hours.

#### The one-stage compressor



A one-stage compressor has one or more cylinders, each of which compresses air from atmospheric pressure to operational pressure.

#### The multi-stage compressor



A multi-stage compressor has two or more cylinders connected in series in which air is gradually compressed to the final pressure.

Between steps, the compressed air is cooled with - ambient - air. This improves efficiency, while achieving a much higher pressure than from the one-stage compressor.


## THE RANGE THAT MEETS ALL YOUR REQUIREMENTS

Because everyone needs compressed air, our wide oil lubricated piston range will satisfy most applications with extended offer. From DIY to industrial users, the BLUEWIND, STORMY PRO, STORMY PRO S (silent), and FONOSTOP ranges meet your compressed air needs.

### BLUEWIND RANGE

### STORMY PRO RANGE

### FONOSTOP RANGE STORMY PRO S (silent) RANGE



## BLUEWIND RANGE

The BLUEWIND range has been developed to ensure quality, reliability and efficiency for semi-professional applications requiring standard duty and occasional use of compressed air. Portable or mobile, they can easily fit in a car and will give full satisfaction to hobbyists, craftsmen and artisans.

### Belt driven

These 2 HP models have a maximum outlet pressure of 10 bar, available in three tank sizes.

#### Features

- ON/OFF pressure switch
- Slow speed pump engineered technology
- Pressure reducer for full control of outlet pressure
- Handle, wheels and pad to move around easily
- Plastic belt guard for protection and improved cooling

#### Applications

- Screwing • impact wrenching • washing • hammering  
blowing • rotorbit sanding • painting



## BELT DRIVEN RANGES

### STORMY PRO RANGE

STORMY PRO is an evolution of our belt driven professional piston compressors that brings even more features and efficiency to our product offer. This range consists of single and two stage designs. Single stage pump technology utilises a large cylinder bore and stroke that allows the pump to run at a lower speed, achieving important benefits such as low noise levels and improved user comfort. It also reduces working temperatures and mechanical wear and increases reliability.

#### Wheeled models 11 bar

Available from 2 to 5,5 HP, with four tank sizes up to 200 litres and in single phase and three phase.

##### Features

- ON/OFF pressure switch for easy control
- Pressure reducer to adjust desired outlet pressure
- Handle and wheels (including jockey wheel) for easy transport
- Steel fan guard for protection
- Cast iron cylinders for improved cooling
- After cooler for reduced air temperature
- Slow speed pump engineered technology

##### Applications

Washing • orbital sanding • professional blowing • professional gravity painting • impact and ratchet wrenching

#### Stationary models 11 bar

Available from 4 up to 10 HP, from 270 up to 500 litres (plus a 270 litres vertical variant) and with star delta cubicle variant.

##### Features

- Steel fan guard for protection
- Cast iron cylinders for improved cooling
- After cooler for reduced air temperature

Starting from 5,5 HP units:

- Silenced inlet filter
- Inter cooler between the two stages
- Low rotation speed

A wheelset and handle kit is available as an option for horizontal 270 and 500 litre tank.



### STORMY PRO RANGE (H)

#### Stationary models 15 bar

Some applications like truck tyre inflation require a high pressure. Sometimes more than 12 bar is needed due to pressure drops on the network: our 15 bar STORMY PRO will fulfill this requirement.

Models are available from 4 to 10 HP, on two vessel sizes, 300 or 500 litres (plus a vertical 270 litres variant).

##### Features

- Star delta cubicle variant.
- Steel fan guard for protection.
- Cast iron cylinders for improved cooling.
- After cooler for reduced air temperature.

And starting from 5,5 HP units:

- Silenced inlet filter.
- Inter cooler between the two stages.
- Low rotation speed.

A wheelset and handle kit is available as an option for horizontal 300 and 500 litres tank.



##### Applications

Washing • orbital sanding • professional blowing • truck tyre maintenance • professional gravity painting • impact and ratchet wrenching



## SILENCED RANGES

### »»» FONOSTOP RANGE

These silenced piston compressors are the perfect choice for indoor installations. Thanks to their low residual noise level, they can be installed near the workplace which reduces the length of your piping system as well as the related pressure drop.

#### Features

- Vertical design for small footprint
- Easy access to components
- Oil sight glass visible through the canopy
- Low rotation speed for reliability
- Control panel with hourmeter and power switch



### »»» STORMY PRO S RANGE silent

The STORMY PRO S range includes the same benefits as the STORMY PRO range but also adds limited noise emission thanks to an insulating canopy that includes a control panel with hourmeter and enables easy service access.

The models within this range are available in different configurations:

#### »»» Floor mounted

Some site installations are already fitted with an air vessel. In that case, a floor mounted unit can be the alternative.



#### »»» Floor mounted with tank inside

Taking up less than 0,35 m<sup>2</sup> floor space, our units will provide compressed air and storage capability as well as ensure a low noise level for easy installation.



#### »»» Stationary models on tank

User-friendly model mounted on an air tank from 270 up to 500 litres only taking up a footprint of 0,95 or 1,45 m<sup>2</sup>. This unit offers you an ideal workplace solution thanks to its low noise level.



#### »»» Stationary models with dryer on tank

This model is a complete workplace compressed air center including a tank and in-house produced refrigerant dryer to ensure production of dry compressed air at a low noise level whilst needing only a minimal footprint. All connections are fixed during the manufacturing process allowing easy installation and reduced pressure drop.



#### Applications (for both FONOSTOP & STORMY SILENT)

Hammering • Professional screwing and washing • Professional gravity painting • Impact wrenching  
Rotorbital sanding and polishing • Sandblasting



# BELT DRIVEN - SILENCED



## Technical data

Description	Power		Air Displacement			Dimensions						
	Vessel Lt	Bar	Hp	RPM	l/min	CFM	Noise level dB(A)	Volt	Start	WxLxH mm	Weight kg	Pump
BLUEWIND 25BC2	27	10	2	1075	255	9,0	93	1ph	DOL	355x820x655	41	NS12
BLUEWIND 50BC2	50	10	2	1075	255	9,0	93	1ph/3ph	DOL	395x840x730	44	NS12
BLUEWIND 90BC2	90	10	2	1075	255	9,0	93	1ph/3ph	DOL	490x970x850	56	NS12
STORMY PRO 25C2MY / 25C2Y	27	10	2	1075	255	9,0	93	1 ph/3 ph	DOL	355x805x630	43	NS12S
STORMY PRO 50C2MY / 50C2Y	50	10	2	1075	255	9,0	93	1 ph/3 ph**	DOL	395x840x710	52	NS12S
STORMY PRO 90C2MY / 90C2Y	90	10	2	1075	255	9,0	93	1 ph/3 ph**	DOL	485x970x835	63	NS12S
STORMY PRO 90C3MY / 90C3Y	90	10	3	1050	393	13,9	93	1 ph/3 ph**	DOL	485x970x890	66	NS19S
STORMY PRO 200C3MY / 200C3Y	200	10	3	1050	393	13,9	93	1 ph/3 ph**	DOL	560x1400x990	110	NS19S
STORMY PRO 90C4Y	90	11	4	1400	514	18,2	96	3 ph	DOL	485x970x890	71	NS29S
STORMY PRO 200C4Y	200	11	4	1400	514	18,2	96	3 ph	DOL	560x1400x1010	112	NS29S
STORMY PRO 200C5,5Y	200	11	5,5	1000	653	23,1	95	3 ph	DOL	560x1425x1210	120	NS39
STORMY PRO 270C4Y / 270F4Y	270	11	4	1400	514	18,2	96	3 ph**	DOL	500x1490x995	117	NS29S
STORMY PRO 270C5,5Y	270	11	5,5	908	590	20,8	95	3 ph	DOL	610x1490x1315	127	NS39
STORMY PRO 270F5,5Y / 270F5,5XY	270	11	5,5	1000	653	23,1	95	3 ph**	DOL/YD	500x1490x1190	124	NS39
STORMY PRO 500F5,5Y / 500F5,5XY	500	11	5,5	1000	653	23,1	95	3 ph**	DOL/YD	600x1940x1315	190	NS39
STORMY PRO 500F7Y / 500F7XY	500	11	7,5	1250	827	29,2	102	3 ph**	DOL/YD	600x1940x1375	215	NS39
STORMY PRO 500F7,5Y / 500F7,5XY	500	11	7,5	750	950	33,5	102	3 ph**	DOL/YD	600x1940x1375	215	NS59S
STORMY PRO 500F10Y / 500F10XY	500	11	10	900	1130	39,9	102	3 ph**	DOL/YD	600x1940x1375	220	NS59S
STORMY PRO 270F4W 400/50	270 V	11	4	1400	514	18,2	96	3 ph	DOL	600x680x1740	135	NS29S
STORMY PRO 270F5,5W / 270F5,5XW	270 V	11	5,5	1000	653	23,1	95	3 ph	DOL/YD	600x835x1950	150	NS39
STORMY PRO 270F7,5W / 270F7,5XW	270 V	11	7,5	750	950	33,5	95	3 ph	DOL/YD	600x940x1985	212	NS59S
STORMY PRO 270F5,5HWY	270 V	15	5,5	800	522	18,4	95	3 ph	DOL	600x835x1950	180	NS39
STORMY PRO 300F4HY	300	15	4	1000	367	13,0	96	1 ph / 3ph	DOL	500x1640x995	170	NS29S
STORMY PRO 300F5,5HY / 300F5,5HXY	300	15	5,5	800	522	18,4	95	1 ph / 3ph	DOL/YD	500x1640x995	185	NS39
STORMY PRO 500F7,5HY / 500F7,5HXY	500	15	7,5	600	760	26,8	102	1 ph / 3ph	DOL/YD	600x1940x1375	245	NS59S
STORMY PRO 500F10HY / 500F10HXY	500	15	10	750	942	33,3	102	1 ph / 3ph	DOL/YD	600x1940x1375	250	NS59S
STORMY PRO 500F7HY / 500F7HXY	500	15	7,5	1000	626	22,1	102	1 ph / 3ph	DOL/YD	600x1940x1375	225	NS39
FONOSTOP Z 4	-	10	4	1200	426	15,0	64	3 ph	DOL	520x815x915	100	NS29S
FONOSTOP Z 5,5 / Z 5,5 YD	-	10	5,5	1200	577	20,4	64	3 ph**	DOL/YD	520x815x915	100	NS39
FONOSTOP Z 7,5 YD	-	10	7,5	1180	769	27,2	64	3 ph**	YD	590x880x1200	170	NS39
FONOSTOP Z 10YD	-	10	10	1048	975	34,4	64	3 ph	YD	590x880x1200	170	B7000
STORMY PRO S27 F2MZ / S27 F2Z	27	10	2	1075	255	9,0	64	1 ph / 3ph	DOL	430x760x845	80	NS12S
STORMY PRO S27 F3MZ / S27 F3Z	27	10	3	1350	320	11,3	65	1 ph / 3ph	DOL	430x760x845	81	NS12S
STORMY PRO SF4Z	-	11	4	1450	514	18,2	68	3 ph	DOL	635x820x795	143	B4900
STORMY PRO S270 F4Z	270	11	4	1450	514	18,2	68	3 ph	DOL	635x1470x1360	213	B4900
STORMY PRO SF5,5Z / SF5,5 XZ	-	11	5,5	1370	653	23,1	68	3 ph	DOL/YD	635x820x795	150	B5900B
STORMY PRO S270 F5,5Z / SF5,5 XZ	270	11	5,5	1370	653	23,1	68	3 ph	DOL/YD	635x1470x1360	224	B5900B
STORMY PRO S500 F5,5Z / F5,5XZ	500	11	5,5	1370	653	23,1	68	3 ph	DOL/YD	635x1900x1480	271	B5900B
STORMY PRO SF7,5Z / F7,5XZ	-	12	7,5	1400	827	29,2	68	3 ph	DOL/YD	760x1230x875	229	B6000
STORMY PRO S500 F7,5Z / F7,5XZ	500	11	7,5	1400	827	29,2	68	3 ph	DOL/YD	760x1900x1520	369	B6000
STORMY PRO SF10Z / F10XZ	-	12	10	1300	1210	42,7	68	4 ph	DOL/YD	760x1230x875	248	B7000
STORMY PRO S500 F10Z / F10XZ	500	11	10	1300	1210	42,7	68	5 ph	DOL/YD	760x1900x1520	388	B7000

M = monophas • C = mobile • F = fixed • W = vertical • Z = silent • D = dryer

X = Y/D star delta starter (+15Kg) • H = 15 bar range

1 ph = 230/50/1 • 3 ph = 400/50/3 • \*\* 230/50/3 voltage also available

Oil-injected piston compressors, belt driven with silenced options  
**Ranges BLUEWIND  
 STORMY PRO  
 FONOSTOP  
 STORMY PRO SILENT**



- A higher final product quality and a strong **technology you can trust**
- Choosing for our high performance compressor offers you a strong **partnership**
- Our products are **simple, easy to use** and stand for a **reliability**
- **Service** and aftermarket are guaranteed
- Original Parts and Services
- Dealers are always nearby and have strong **availability**



**Increase your profit and improve the image of your company**



Contact your local Mark representative now!

6999200510



[www.mark-compressors.com](http://www.mark-compressors.com)

© 2013, Mark. All rights reserved. All mentioned brands, product names, company names, trademarks and service marks are the properties of their respective owners. Our products are constantly being developed and improved. We thus reserve the right to modify product specifications without prior notice. Pictures are not contractually binding.